

FACTSHEET

Performance Returns

The SPARX OneAsia Long Short UCITS Fund returned 2.40% in the month of November.

Investment Objective & Strategy

The investment objective of the fund is to maximise risk-adjusted returns regardless of the market cycle by investing in equity within Asia including Japan. The strategy aims to capitalize on Asia's growth dynamics by identifying potential winners and losers through bottom-up fundamental research.

Market Commentary

During the month, one of the top positive contributors was our long position in **Terumo 4543 JP (Market USD 18bn)**.

Terumo is a leading medical devices company from Japan providing cardiac and vascular medical devices (54% of total sales), general hospital products (27%) and blood management system (18%). Geographically, Japan accounts for 33% of total sales followed by Americas (29%), Asia (19%) and Europe (19%). The sales scale is about USD 5bn in FY17(E) with over 20% OPM before amortization of goodwill arisen from previous acquisitions.

Growth drivers of the company include (1) the continuous adaptation of minimally invasive treatments through endovascular interventions for various parts of body and in cardiovascular surgery; (2) rising demand for safety and efficiency of drug delivery in general hospital products including prefilled syringes; (3) growing volume demand of blood management (blood component, therapeutic apheresis). On top of a respectable high-single digit organic growth, the company is also very active to acquire businesses globally. In 2Q17, the company reported 21% yoy sales growth (ex-acquisition +9%) and 36% yoy OP growth, which helped the latest share price performance.

We remain confident of the company's growth outlook by leveraging Terumo's global products/sales platform to boost growth and profitability from acquired companies on top of rising trend of minimally invasive treatments of patients in the developed countries as well as emerging countries.

USD Institutional Class UCITS Performance

	Jan	Feb	Mar	Apr	May	Jun	Jul	Aug	Sept	Oct	Nov	Dec	Y-T-D
2017	1.26%	-1.82%	3.07%	1.03%	4.18%	0.18%	1.08%	0.68%	0.57%	1.29%	2.40%	-	14.70%
2016	-1.66%	0.81%	-0.08%	2.79%	-0.10%	-1.86%	-0.20%	3.32%	-1.56%	0.19%	-2.07%	-1.51%	-2.09%
2015	-	-	-	-	-	-	-	-	-0.51%	0.87%	0.50%	-1.08%	-0.23%

The performance figures quoted above represent the performance of the SPARX OneAsia Long Short UCITS Fund since launch on 17th September 2015. These performance figures refer to the past and past performance is not a guarantee of future performance or a reliable guide to future performance.

SPARX OneAsia Long Short Representative Strategy

	Jan	Feb	Mar	Apr	May	Jun	Jul	Aug	Sept	Oct	Nov	Dec	Y-T-D
2015	0.07%	1.36%	1.59%	-0.11%	-1.43%	1.02%	4.57%	-3.11%	-	-	-	-	-
2014	-	-	-	-	-	0.41%	1.78%	0.92%	-1.19%	2.27%	0.90%	0.68%	5.88%

The above performance pertains to the performance since inception of the SPARX OneAsia Long Short Representative Strategy and is not of the SPARX OneAsia Long Short UCITS Fund. UCITS Funds have to abide by onerous investment restrictions and consequently the performance of the SPARX OneAsia Long Short UCITS Fund may not be similar to that presented above. These performance figures refer to the past and past performance is not a guarantee of future performance or a reliable guide to future performance.

Risk Metrics (% of NAV)

		Historical Risk Metrics ^A	
Long Exposure	87.17%	Annualised Return	6.49%
Short Exposure	-66.67%	Annualised Volatility	6.06%
Index Hedge	-45.23%	Sharpe	0.99
Gross Exposure	153.83%	Sortino	1.47
Net Exposure	20.50%	Beta	0.27
No of Longs	21		
No of Shorts	17		

^AThe above historical risk metrics pertain to the daily statistics since inception of the SPARX OneAsia Long Short Representative Strategy, merged with the statistics of combined share classes SPARX OneAsia Long Short UCITS Fund from 1st September 2015 to 30th December 2016.

1. Arithmetic means of 1 Month USD LIBOR interest rate was used as the Risk Free Rate of Returns for the calculation period.

2. Downside deviation refers to standard deviation of negative daily returns during the period.

THE MANAGER



Hak Kim is the portfolio manager for the SPARX OneAsia Long Short UCITS Fund. He has over 15 years of experience in the fund management business and is responsible for coordinating SPARX's fundamental research

activities across Asia. Prior to becoming a founding member of the OneAsia team, Mr. Kim was a portfolio manager at SPARX's Korean subsidiary where he ran a Korea long short fund. Before this, he was an analyst covering various sectors and also played a key role in creating the firm's investment outlook and strategy. Mr. Kim holds a B.A. in Business Administration from Seoul National University and attended an MBA program in International Finance at the graduate school of Seoul National University. He is a CFA charter holder.

FUND FACTS

Structure	UCITS Fund
Domicile	Ireland
Liquidity	Weekly
Fund AUM	\$11.8 million
Firm AUM	\$10 billion
Inception	17 th September, 2015
Share Class	Institutional/Institutional Pooled
Currency	EUR/GBP/CHF/USD
Mgt. Fee	1.50%
Perf. Fee	15%
Min Init. Sub.	1,000,000
ISIN Codes	EUR: IE00BYMVZK37/IE00BYMVZX65 USD: IE00BYMVZW58/IE00BYMW0S95 CHF: IE00BYMVZN67/IE00BYMW0P64 GBP: IE00BYMVZL44/IE00BYMVZZ89
Share Class	Institutional Founder/Retail Pooled
Currency	EUR/GBP/CHF/USD
Mgt. Fee	1.00%/2.00%
Perf. Fee	10%/15%
Min Init. Sub.	10,000,000/10,000
ISIN Codes	EUR: IE00BZ03QD85/IE00BYQF1X69 USD: IE00BZ03QH24/IE00BYQF2000 CHF: IE00BZ03QG17/IE00BYQF1Z83 GBP: IE00BZ03QF00/IE00BYQF1Y76

Composition of UCITS Fund

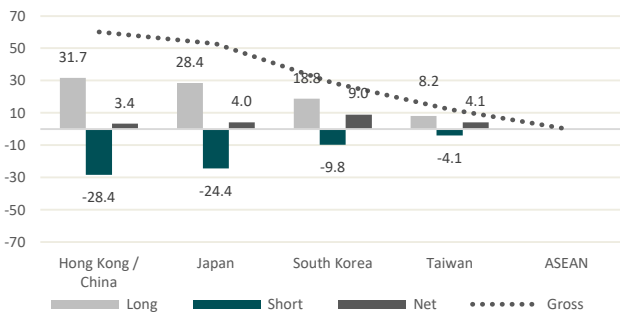
Top 5 Longs (% of NAV)

Softbank	6.16%
Nidec	6.11%
JD.com	5.65%
Samsung Electronics	5.37%
YY-Inc	5.18%
TOTAL	28.47%

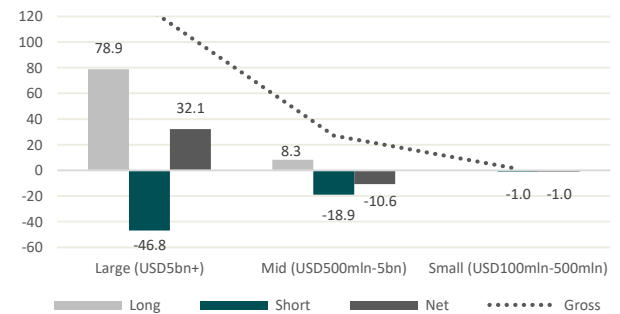
Top 5 Shorts (% of NAV)

Japanese DSLR Manufacturer	-3.15%
Chinese Retailer	-2.79%
Korean Brewery	-2.70%
Japanese Retailer	-2.49%
Japanese Education Centers	-2.12%
TOTAL	-13.25%

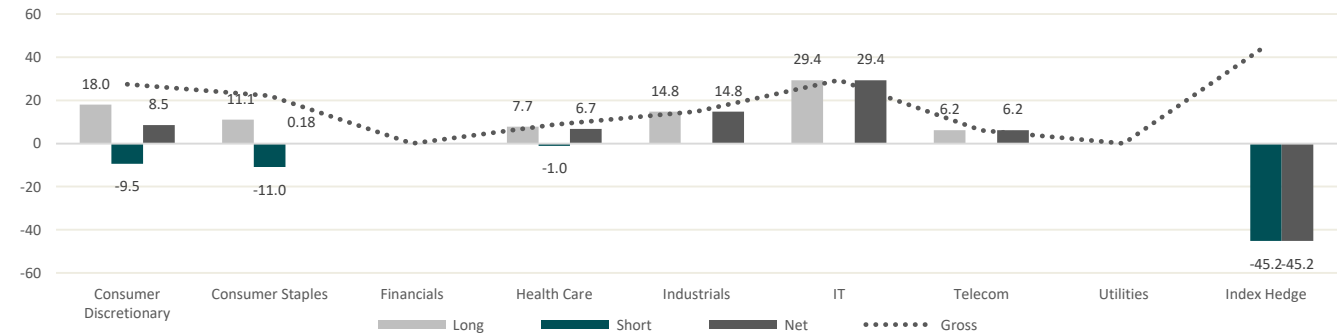
Geographic Analysis (% of NAV)



Market Cap Analysis (% of NAV)



Sector Analysis (% of NAV)



Contact Details

Investor Contact

ML Capital Ltd
29 Farm Street
London, W1J 5RL, UK
T: +44 20 3709 4510
info@mlcapital.com

Investment Manager

ML Capital Asset Management Ltd
23 St. Stephen's Green
Dublin 2, Ireland
T: +353 1 533 7020
info@mlcapital.com

Sub Investment Manager

SPARX Asia Investment Advisors Ltd
6/F ICBC Tower, 3 Garden Road
Central, Hong Kong
T: +852 3102 7519
jay.lee@sparxgroup.com.hk

Disclaimer

Risk Warning: Past performance is not a reliable indicator of future results, prices of investments and the income from them may fall as well as rise. Investments in equities are subject to market risk and, potentially, to exchange risk. The SPARX OneAsia Long Short UCITS Fund (the "Fund") may use higher leverage and financial derivative instruments as part of the investment process. The distribution of this report does not constitute an offer or solicitation. Any investment in the Fund should be based on the full details contained in the Fund's Supplement Prospectus and Key Investor Information Documents which together with the Montlake UCITS Platform Prospectus may be downloaded from the MontLake website (www.montlakeucits.com). Information given in this document has been obtained from, or based upon, sources believed by us to be reliable and accurate although neither ML Capital nor SPARX Asia Investment Advisors Limited accepts liability for the accuracy of the contents. SPARX Asia Investment Advisors Ltd is authorised and regulated by the SFC. ML Capital does not offer investment advice or make recommendations regarding investments. The Manager of the Fund is MLC Management Ltd, a company regulated by the Central Bank of Ireland. The MontLake UCITS Platform ICAV is registered and regulated as an open-ended Irish collective asset-management vehicle with segregated liability between sub-Funds formed in Ireland under the Irish Collective Asset-management Vehicles Act 2015 and authorised by the Central Bank as a UCITS pursuant to the UCITS Regulations. ML Capital Asset Management Ltd is regulated by the Central Bank of Ireland. This notice shall not be construed as an offer of sale in the Fund. This notice shall not be construed as an offer of sale in the SPARX OneAsia ARS Fund or in any other fund managed or advised by SPARX Asia Investment Advisors Ltd.

Issued and approved by ML Capital Asset Management Ltd. Authorised and Regulated by the Central Bank of Ireland