

### FACTSHEET

#### Performance Returns

The SPARX OneAsia Long Short UCITS Fund returned 3.46% in the month of May.

#### Investment Objective & Strategy

The investment objective of the fund is to maximise risk-adjusted returns regardless of the market cycle by investing in equity within Asia including Japan. The strategy aims to capitalize on Asia's growth dynamics by identifying potential winners and losers through bottom-up fundamental research.

#### Market Commentary

Our long position in Bandai Namco (7832 JP, market cap of USD 9.6bn) was one of the top positive contributors during the month.

Bandai Namco is one of the leading entertainment companies in Japan. The company has a collection of its own licensed IPs including Japanese household IPs such as Gundam and Dragon Ball. The company's strategy of maximizing its IP value sees steady progress across well-diversified entertainment arena including mobile games (30% of revenue), home video game software (14%), amusement facilities (10%), toys/hobby (30%), and visual and music production (8%).

The growth drivers of the company include: (1) market share gain in mobile games (20% M/S of Japanese mobile gaming industry); (2) structural shift of home console games to digital download sales, which lengthens the life cycle of games driving margin expansion; (3) overseas expansion into Asia (7% of revenue), Europe (6%) and America (8%); (4) application of IPs to new entertainment fields including VR; and (5) aggressive investment to new IP creation for future application.

Thanks to faster growth of high margin digital software (mobile and home console games) compared to low margin toys/hobby merchandising, OPM continued to expand from 8.6% in FY2015 to 11.1% in FY2017. The company generates a USD600mn operating cash flow per annum with limited capex requirement (all R&D is being expensed). With a USD2bn net cash, market cap of USD 9.6bn is still attractive.

#### USD Institutional Class UCITS Performance

	Jan	Feb	Mar	Apr	May	Jun	Jul	Aug	Sept	Oct	Nov	Dec	Y-T-D
2018	1.42%	1.39%	-3.28%	-2.11%	3.46%	-	-	-	-	-	-	-	0.72%
2017	1.26%	-1.82%	3.07%	1.03%	4.18%	0.18%	1.08%	0.68%	0.57%	1.29%	2.40%	0.27%	15.02%
2016	-1.66%	0.81%	-0.08%	2.79%	-0.10%	-1.86%	-0.20%	3.32%	-1.56%	0.19%	-2.07%	-1.51%	-2.09%
2015	-	-	-	-	-	-	-	-	-0.51%	0.87%	0.50%	-1.08%	-0.23%

The performance figures quoted above represent the performance of the SPARX OneAsia Long Short UCITS Fund since launch on 17<sup>th</sup> September 2015. These performance figures refer to the past and past performance is not a reliable guide to future performance.

#### SPARX OneAsia Long Short Representative Strategy

	Jan	Feb	Mar	Apr	May	Jun	Jul	Aug	Sept	Oct	Nov	Dec	Y-T-D
2015	0.07%	1.36%	1.59%	-0.11%	-1.43%	1.02%	4.57%	-3.11%					
2014	-	-	-	-	-	0.41%	1.78%	0.92%	-1.19%	2.27%	0.90%	0.68%	5.88%

The above performance pertains to the performance since inception of the SPARX OneAsia Long Short Representative Strategy and is not of the SPARX OneAsia Long Short UCITS Fund. UCITS Funds have to abide by investment restrictions and consequently the performance of the SPARX OneAsia Long Short UCITS Fund may not be similar to that presented above. These performance figures refer to the past and past performance is not a reliable guide to future performance.

#### Risk Metrics (% of NAV)

Long Exposure	104.39%
Short Exposure	-17.93%
Index Hedge	-45.94%
Gross Exposure	168.27%
Net Exposure	40.52%
No of Longs	26
No of Shorts	17

#### Historical Risk Metrics<sup>^</sup>

Annualised Return	5.95%
Annualised Volatility	6.37%
Sharpe	0.83
Sortino	1.22
Beta	0.45

<sup>^</sup>The above historical risk metrics pertain to the daily statistics since inception of the SPARX OneAsia Long Short Representative Strategy, merged with the statistics of combined share classes SPARX OneAsia Long Short UCITS Fund from 1<sup>st</sup> September 2015 to 30<sup>th</sup> December 2016.

1. Arithmetic means of 1 Month USD LIBOR interest rate was used as the Risk Free Rate of returns for the calculation period.

2. Downside deviation refers to standard deviation of negative daily returns during the period.

### THE MANAGER



**Hak Kim** is the portfolio manager for the SPARX OneAsia Long Short UCITS Fund. He has over 18 years of experience in the fund management business and is responsible for coordinating SPARX's fundamental research

activities across Asia. Prior to becoming a founding member of the OneAsia team, Mr. Kim was a portfolio manager at SPARX's Korean subsidiary where he ran the award winning Korea long short fund. Before this, he was an analyst covering various sectors and also played a key role in creating the firm's investment outlook and strategy. Mr. Kim holds a B.A. in Business Administration from Seoul National University and attended an MBA program in International Finance at the graduate school of Seoul National University. He is a CFA charter holder.

#### FUND FACTS

Structure	UCITS Fund
Domicile	Ireland
Liquidity	Weekly
Fund AUM	\$12.0 million
Firm AUM	\$10.1 billion
Inception	17 <sup>th</sup> September, 2015
Share Class	<b>Institutional/Institutional Pooled</b>
Currency	EUR/GBP/CHF/USD
Mgt. Fee	1.50%
Perf. Fee	15%
Min Init. Sub.	1,000,000
ISIN Codes	EUR: IE00BYMVZK37/IE00BYMVZX65 USD: IE00BYMVZW58/IE00BYMWOS95 CHF: IE00BYMVZN67/IE00BYMWOP64 GBP: IE00BYMVZL44/IE00BYMVZZ89
Share Class	<b>Institutional Founder/Retail Pooled</b>
Currency	EUR/GBP/CHF/USD
Mgt. Fee	1.00%/2.00%
Perf. Fee	10%/15%
Min Init. Sub.	10,000,000/10,000
ISIN Codes	EUR: IE00BZ03QD85/IE00BYQF1X69 USD: IE00BZ03QH24/IE00BYQF2000 CHF: IE00BZ03QG17/IE00BYQF1Z83 GBP: IE00BZ03QF00/IE00BYQF1Y76

### Composition of UCITS Fund

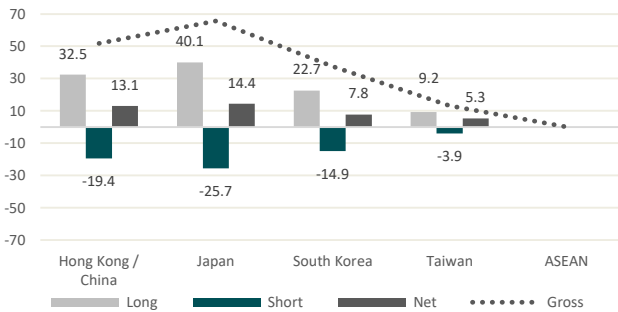
#### Top 5 Longs (% of NAV)

Samsung Electronics	7.50%
Recruit	6.62%
Bandai Namco	6.46%
YY-Inc	6.36%
Terumo Corp	4.90%
<b>TOTAL</b>	<b>31.84%</b>

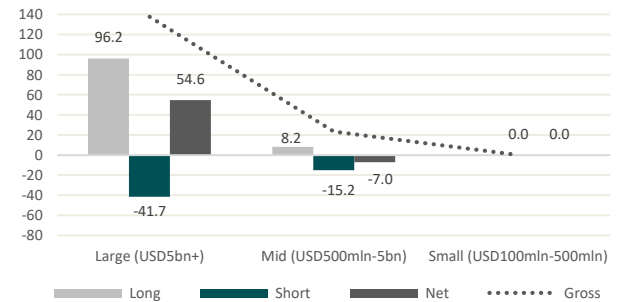
#### Top 5 Shorts (% of NAV)

Japanese Retailer	-3.00%
Korean Brewery	-2.29%
Japanese Education Centre	-2.16%
Japanese DSLR Manufacturer	-2.15%
Korean Cosmetics	-1.77%
<b>TOTAL</b>	<b>-11.37%</b>

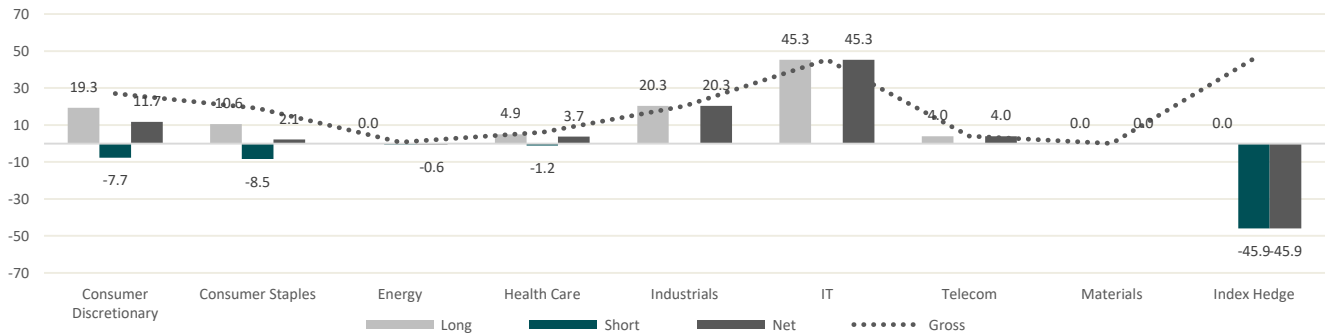
### Geographic Analysis (% of NAV)



### Market Cap Analysis (% of NAV)



### Sector Analysis (% of NAV)



### Contact Details

#### Investor Contact

**ML Capital Ltd**  
29 Farm Street  
London, W1J 5RL, UK  
T: +44 20 3709 4510  
info@mlcapital.com

#### Management Company

**MLC Management Ltd**  
23 St. Stephen's Green  
Dublin 2, Ireland  
T: +353 1 533 7020  
info@mlcapital.com

#### Investment Manager

**SPARX Asia Investment Advisors Ltd**  
6/F ICBC Tower, 3 Garden Road  
Central, Hong Kong  
T: +852 3102 7519  
jay.lee@sparxgroup.com.hk

### Disclaimer

**Risk Warning:** Past performance is not a reliable indicator of future results, prices of investments and the income from them may fall as well as rise. Investments in equities are subject to market risk and, potentially, to exchange risk. The SPARX OneAsia Long Short UCITS Fund (the "Fund") may use higher leverage and financial derivative instruments as part of the investment process. The distribution of this report does not constitute an offer or solicitation. Any investment in the Fund should be based on the full details contained in the Fund's Supplement Prospectus and Key Investor Information Documents which together with the Montlake UCITS Platform Prospectus may be downloaded from the MontLake website ([www.montlakeucits.com](http://www.montlakeucits.com)). Information given in this document has been obtained from, or based upon, sources believed by us to be reliable and accurate although neither ML Capital nor SPARX Asia Investment Advisors Limited accepts liability for the accuracy of the contents. SPARX Asia Investment Advisors Ltd is authorised and regulated by the SFC. ML Capital does not offer investment advice or make recommendations regarding investments. The Manager of the Fund is MLC Management Ltd, a company regulated by the Central Bank of Ireland. The MontLake UCITS Platform ICAV is registered and regulated as an open-ended Irish collective asset-management vehicle with segregated liability between sub-Funds formed in Ireland under the Irish Collective Asset-management Vehicles Act 2015 and authorised by the Central Bank as a UCITS pursuant to the UCITS Regulations. This notice shall not be construed as an offer of sale in the Fund. This notice shall not be construed as an offer of sale in the SPARX OneAsia ARS Fund or in any other fund managed or advised by SPARX Asia Investment Advisors Ltd. Issued and approved by MLC Management Ltd. Authorised and Regulated by the Central Bank of Ireland