

FACTSHEET

Performance Returns

The G10 Blueglen Equita Total Return Credit UCITS Fund returned -1.78% for the month of September (EUR A2 Pooled Class) giving a net return since launch on 20th July 2018 of -2.32%.

UCITS Performance

G10 Blueglen Equita Total Return Credit Fund- EUR Class A2 Pooled including Dividends ⁽ⁱ⁾

	Jan	Feb	Mar	Apr	May	June	July	Aug	Sep	Oct	Nov	Dec	YTD
2018							-0.15%	-0.47%	0.77%	-0.71%	-1.78%		-2.32%

Estimated net portfolio yield⁽ⁱⁱ⁾ 4.29%

G10 Blueglen Equita Total Return Credit Fund- USD Class C2 Pooled including Dividends ⁽ⁱ⁾

	Jan	Feb	Mar	Apr	May	June	July	Aug	Sep	Oct	Nov	Dec	YTD
2018							-0.05%	-0.21%	0.92%	-0.49%	-1.49%		-1.32%

Estimated net portfolio yield⁽ⁱⁱ⁾ 7.34%

- The performance figures quoted above represent the performance of the G10 Blueglen Equita Total Return Credit UCITS Fund since launch on the 20th July 2018. These performance figures refer to the past and past performance is not a reliable guide to future performance. Investments other than the base currency of the fund may be subject to exchange rate fluctuations.
- The EUR share class estimated net yield is calculated using a weighted average of month end yields and spreads from Bloomberg for all credit assets in the portfolio, current interest rates for cash and financing positions in the portfolio, as well as option premium spent amortised over the life of the Fund, further adjusted for estimated fees and expenses. This share class yield is adjusted by the interest differentials from the latest executed share class hedges to calculate the corresponding estimated USD share class yields.

Fund Statistics

	Fund Performance (Class C2 USD)	Fund Performance (Class A2 EUR)	CS Liquid Euro High Yield Index	Barclays Euro Agg-regate Bond Index
MTD	-1.49%	-1.78%	-2.01%	0.24%
ITD	-1.32%	-2.32%	-2.56%	-0.55%

THE ADVISOR AND DISTRIBUTORS



Chris Goekjian

Co-Founder and Director

Chris is considered by his peers one of the preeminent players in the financial derivatives world of the last 20 years. At 26 years old he was made a Managing Director and at 33 he was running CSFP when Allen Wheat became CEO of CS First Boston.

He went on to found Altedge Capital in 2001, an alternative asset manager focusing on fund of fund strategies, which he later sold Altedge to Cheyne Capital.

After 7 years as Chief Investment Officer of Cheyne Capital, Chris decided to retire from Cheyne in April 2016 and in late 2016 Chris decided to team up with his old colleague and close friend, Guglielmo. Together, they founded Blueglen Investment Partners Limited to focus on Alternative Credit Strategies.

Guglielmo Sartori di Borgoricco

Co-Founder and Director

After obtaining his International Economics degree from Bocconi University in Milan, Guglielmo ("G") joined Midland Montagu where he became one of the early pioneers of the swaps and derivatives markets, trading swaps and options, working in London, Madrid and Tokyo.

Upon his return to London, G was head hunted by the nascent Credit Suisse Financial Products. He went on to become Head of Southern Europe and co-head of Distribution for Credit Suisse.

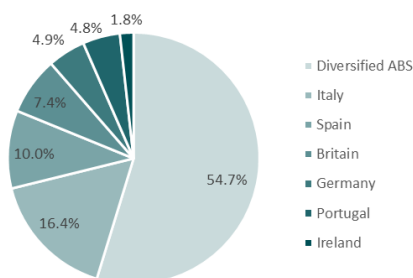
In 2004 he was recruited by Bob Diamond at Barclays. G ran Global Distribution and oversaw the creation of an internal asset manager, Barclays Capital Funds Solution, that grew to USD 5 billion of AUM from Institutions and SWF.

G left Barclays in 2013. In the following 3 years, focussing on investing his own capital in credit strategies. After the summer of 2016, G got together with his old colleague and close friend Chris Goekjian and founded Blueglen Investment Partners.

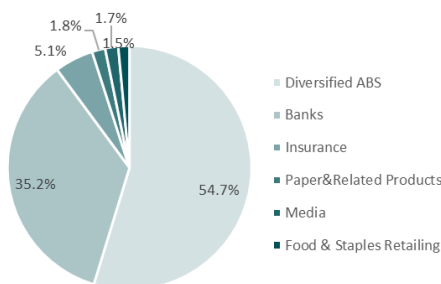
FUND FACTS

Structure	UCITS Fund
Domicile	Ireland
Liquidity	Weekly
Fund AUM	€51.5 million
Inception	20 July 2018
Share Class	Base Class Shares
Currency	EUR/USD/CHF/GBP
Mgt. Fee	1.00%
Perf. Fee	10.00%
Min Init. Sub.	100,000
ISIN Codes	EUR Class A: IE00BD93F493 GBP Class B: IE00BD93F501 USD Class C: IE00BD93F618 CHF Class D: IE00BD93F725
Share Class	Institutional Class Shares
Currency	EUR/USD/CHF/GBP
Mgt. Fee	0.75%
Perf. Fee	10.00%
Min Init. Sub.	5,000,000
ISIN Codes	EUR Class A2: IE00BD93FD85 GBP Class B2: IE00BD93FF00 USD Class C2: IE00BD93FG17 CHF Class D2: IE00BD93FH24

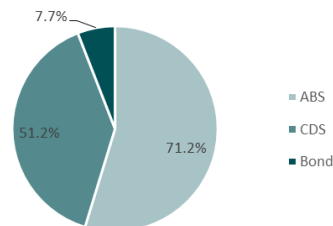
Distribution by Country



Distribution by Industry



Gross Exposure by Instrument



Gross Contribution by Instrument

Instrument	Contribution
ABS	-1.14%
Bond	-0.15%
CDS	-0.34%
Cash/Funding	-0.01%

Risk Stats	% NAV
Long Credit Exposure	130.0%
Net Credit Exposure	130.0%

Investment Objective & Strategy

The Blueglen Equita Total Return Credit Fund ('BETR') will follow a fundamental research-driven investment process which identifies opportunities in European credit markets. The investment strategy is focused on harvesting excess return from European Structured Finance Markets (ABS) and European Credit (Corporate and Financials, Credit Derivatives) across their respective capital structures.

We aim to generate an initial portfolio yield of approximately 3.5% net of fees in EUR and a target return of 5-6% pa by purchasing securities as described above and enhancing the return by entering into financing transactions (repurchase agreements) with top tier global banks, such as JPMorgan, Barclays, BNP Paribas. Net credit exposure is anticipated to be in the range of 100-150%.

Our shorts will be expressed via an option program on credit indices (Main and Crossover).

Market Commentary

November rain is a famous Guns and Roses song but this month it poured in European credit markets...

From a macro standpoint, markets were impacted by a sharp drop in oil prices (-22%) stemming from the sanctions waivers granted by USA to major importers of Iranian oil. Falling oil prices fuelled concerns regarding the state of the global economy and diluted expectations for rising inflation.

In Europe, all eyes are on the ECB meeting scheduled for December 13th during which it may announce an extension of the terms of the current TLTRO, which would facilitate refinancing operations for banks.

European credit markets were hit hard in November, driven by year-end balance sheet pressures combined with a challenging European macro environment including data pointing to a slowing European economy alongside continued Italy volatility and Brexit uncertainty. The European credit indices widened during the month to levels not seen since 2016; Itraxx Crossover widened by 30 bps for the month (10%) while the Itraxx Subordinated Financials index widened by 24 bps (13%).

The cash markets in bonds and CLO paper were hit by outflows from European Funds and continued supply of new issues combined with the need from dealers to reduce inventory towards year-end and free up balance sheet. New issue markets struggled and some banks like UniCredit and Sabadell were forced to come to market at a substantial premium to secondary prices to complete their annual planned issuance, which did not help sentiment.

Given that this technical situation in the market was behind the monthly price declines, we believe this presents an opportunity and are considering increasing our exposure.

The Fund's performance was -1.78% for the A2 EUR share class and -1.49% in the C2 USD for the month. Current yield is 4.29% in EUR and 7.34% in USD and gross exposure is 130%.

Share Class	Type	ISIN	NAV*	MTD%*
Class A EUR	Distributing	IE00BD93F493	97.34	-1.80%
Class A2 EUR	Distributing	IE00BD93FD85	97.29	-1.78%
Class B2 GBP	Distributing	IE00BD93FF00	97.74	-1.64%
Class C2 USD	Distributing	IE00BD93FG17	98.29	-1.49%
Class A3 EUR	Accumulating	IE00BD93FJ48	97.57	-1.80%
Class D3 CHF	Accumulating	IE00BD93FM76	97.62	-1.82%

*NAV figures above are shown after 1st October 2018 dividend of 0.39 has been paid on Distributing Share Classes, MTD% performance figures are adjusted for dividend payments.

Contact Details

Investor Contact	Management Company	Investment Manager	Investment Advisor/Distributor	Distributor
ML Capital Ltd	MLC Management Ltd	G10 Capital Limited	Blueglen Investment Partners Ltd	Equita SIM S.p.A.
Park House, 116 Park Street London, W1K 6AF, UK T: +44 20 3709 4510 info@mlcapital.com	23 St. Stephen's Green Dublin 2, Ireland T: +353 1 533 7020 info@mlcapital.com	134 Buckingham Palace Road London, SW1W 9SA T: +44 207 305 5810 london@lawsonconner.com	2 nd Floor- Berkeley Square House Berkeley Square, London, W1J 6BD T: +44 203 327 2380 info@blueglen.co.uk	Via Turati 9, 20121 Milan, Italy T: +39 02 62041 equita@equitasim.it

Disclaimer

Risk Warning: Past performance is not a reliable indicator of future results, prices of investments and the returns from them may fall as well as rise. Investments in equities are subject to market risk. Changes in exchange rates may have an adverse effect on the value price or income of the product. The G10 Blueglen Equita Total Return Credit UCITS Fund (the "Fund") may use higher leverage and financial derivative instruments as part of the investment process. The distribution of this report does not constitute an offer or solicitation. Any investment in the Fund should be based on the full details contained in the Fund's Supplement Prospectus and Key Investor Information Document which together with the MontLake UCITS Platform ICAV Prospectus may be downloaded from the MontLake website (www.montlakeucits.com). Information given in this document has been obtained from, or based upon, sources believed by us to be reliable and accurate although neither ML Capital nor G10 Capital Limited accepts liability for the accuracy of the contents. G10 Capital Limited is authorised and regulated by the U.K. Financial Conduct Authority. Funds regulated under UCITS must abide by investment restrictions. ML Capital does not offer investment advice or make recommendations regarding investments. The Manager of the Fund is MLC Management Ltd, a company regulated by the Central Bank of Ireland. The MontLake UCITS Platform ICAV is registered and regulated as an open-ended Irish collective asset-management vehicle with segregated liability between sub-Funds formed in Ireland under the Irish Collective Asset-management Vehicles Act 2015 and authorised by the Central Bank as a UCITS pursuant to the UCITS Regulations. This notice shall not be construed as an offer of sale in the Fund. The state of origin of the Fund is the Republic of Ireland. Issued and approved by MLC Management Ltd.