

### FACTSHEET

#### Performance Returns

The North MaxQ Macro UCITS Fund (USD Inst. Class) return for the December 2018 period (28<sup>th</sup> November 2018 to 31<sup>st</sup> December 2018) was **-2.39%** bringing the year-to-date return to **+12.54%**.

#### Fund Overview

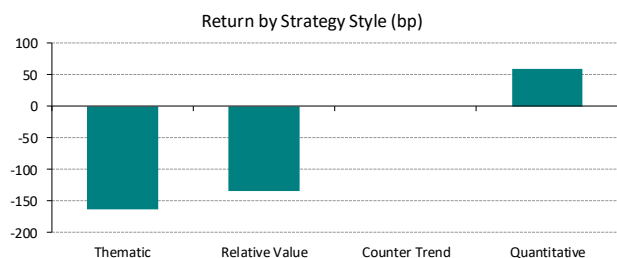
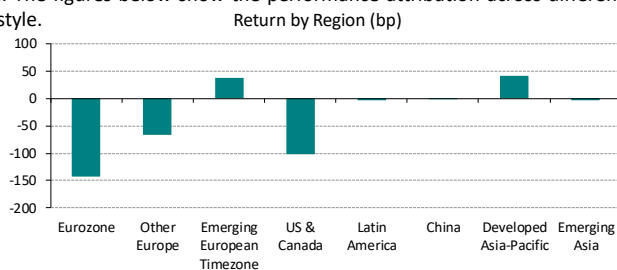
The North MaxQ Macro UCITS Fund is a global macro fund that seeks to generate absolute positive returns over a market cycle that is uncorrelated to other global macro managers, the broad fund universe as well as interest rate, foreign exchange and equity indices. The investment manager identifies micro-economic and country specific imbalances to develop views and corresponding trading strategies. These strategies provide a diverse source of alpha and are expressed through thematic, relative value, counter-trend and quantitative exposures. The exposures are constructed to offer the best asymmetric payoff, while minimising expected correlations and providing protection against downside gap-risk. The investment manager prefers to take risk across a number of different strategies. Risk is monitored in real-time at the strategy and portfolio level and individual strategy stop-loss limits are established at the inception of each trade.

#### Monthly Market Commentary

December saw a further sell off in equity markets on concerns of a potential recession in developed economies and premature tightening by central banks. Fund performance in December was disappointing with losses coming from interest rate and equity exposures in the US and Eurozone; these we have maintained, as the current market pricing is stretched. In 2019 our view on overall global growth and financial markets will be subdued, however unlike the current market consensus, we are less concerned that any of the large economies are heading for an imminent recession and see that this business cycle has more to run, albeit at a slower pace. In terms of markets, we expect FX and equity volatility will remain elevated as the Fed hiking cycle impacts asset prices and the ECB stops quantitative easing. Our main downside concerns are credit markets and by extension equity markets. The UK, Norway, Sweden and the Czech Republic are the more interesting countries to focus on. Our main risk is in Norway currency, as the Norges Bank will continue to tighten monetary policy. In the UK we anticipate a very volatile political scene but ultimately expect a positive Brexit outcome in terms of UK assets. In the US, we expect growth to slow and the outperformance of US equities will reverse, and the dollar strengthening will end, in particular versus higher yielding developed markets. In EM, Chinese growth is our main concern, but after the substantial 2018 sell off in EM, there are several opportunities that we are looking to take advantage of, currently in Turkey, Brazil and Mexico.

#### Performance Attribution

Out of a total of 31 strategies that were active during the month of December, 6 had a positive return, 17 had a negative return and 8 were essentially flat. 2 strategies were added and 10 were closed. The figures below show the performance attribution across different regions and by strategy style.



### THE MANAGER



**Nick D'Onofrio** is a Co-Founder, Managing Partner and Chief Executive Officer at North Asset Management. Nick has over 20 years of experience within the industry. Nick is a former Executive

Director at Morgan Stanley within the Finance Department and headed the credit risk team that focused on managing the inherent risk in the broad array of products traded at Morgan Stanley, including fixed income, foreign exchange, equities and commodities. Prior to Morgan Stanley, Nick worked at Swiss Banking Corporation and ABN AMRO. He holds a Bachelor's degree from Harvard University.

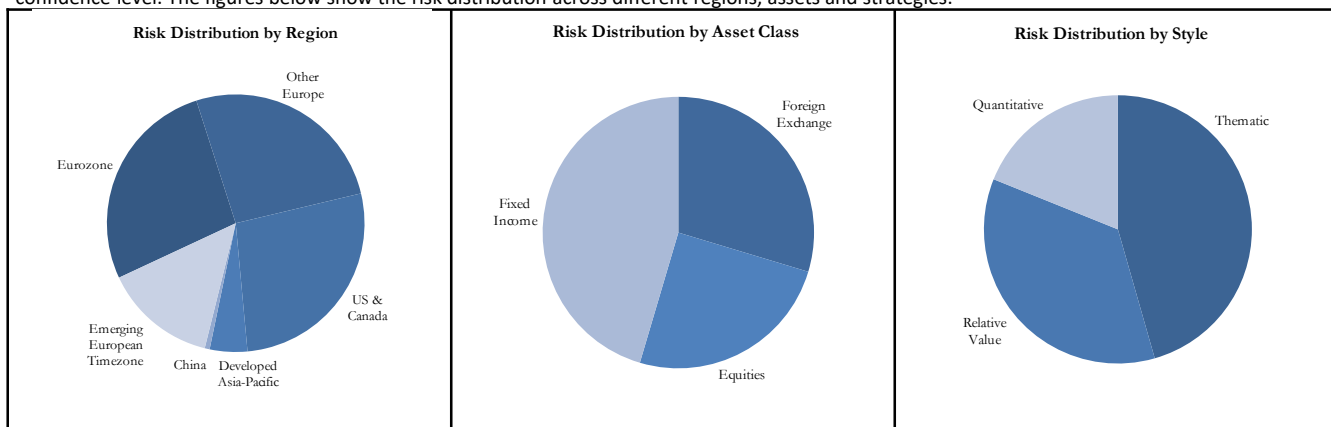
#### FUND FACTS

Structure	UCITS Fund
Domicile	Ireland
Liquidity	Weekly
Fund AUM	\$36.51m
Inception	1st April, 2014
<b>Share Class</b>	<b>Institutional/Institutional Pooled</b>
Currency	EUR/GBP/CHF/USD
Mgt. Fee	1.50%
Perf. Fee	20%
Min Init. Sub.	100,000
ISIN Codes	EUR: IE00BH3H5S94/IE00BH3H5T02 GBP: IE00BH3H5Y54/IE00BH3H5X48 CHF: IE00BH3H5Z61/IE00BH3H6082 USD: IE00BH3H6421/IE00BH3H6314

<b>Share Class</b>	<b>Retail Pooled</b>
Currency	EUR/GBP/CHF/USD
Mgt. Fee	2.00%
Perf. Fee	20%
Min Init. Sub.	10,000
ISIN Codes	EUR: IE00BH3H5V24 GBP: IE00BH3H5W31 CHF: IE00BH3H6199 USD: IE00BH3H6207

### Risk Distribution

As of month end, the North MaxQ Macro UCITS Fund had a Value-at-Risk (“VaR”) exposure of **0.48%** of its net asset value on a 1-day return 95% confidence level. The figures below show the risk distribution across different regions, assets and strategies:



#### Regions

##### Eurozone

**Other Europe:** United Kingdom, Switzerland, Norway, Sweden, Czech Republic, Hungary, Poland

**Emerging European Time-zone (EET):** Turkey, South Africa, Saudi Arabia, Israel, Romania, Russia

**US & Canada:** USA, Canada

**Latin America:** Mexico, Brazil, Chile, Columbia, Peru, Argentina, Venezuela

##### China

**Developed Asia-Pacific:** Australia, Hong Kong, Japan, New Zealand, Singapore, South Korea, Taiwan

**Emerging Asia:** India, Indonesia, Malaysia, Philippines, Thailand

#### USD Institutional Share Class\*

#### Asset Classes

**Fixed Income:** Sovereign bonds, interest rate swap & swaptions, inflation-linked bonds & swaps, futures, options and CDS

**Foreign Exchange:** FX spot, forwards and options

**Equities:** Equities, futures and options

#### Strategy Style

**Thematic:** Macro views seeking to exploit dislocations between fundamentals and market value

**Relative Value:** Perceived mis-pricings in two closely correlated assets

**Counter Trend:** Opportunistic directional exposures due to overextended investor positioning, deteriorating fundamental support and a breakdown in price momentum

**Quantitative:** Systematic quantitative strategies derived using quantitative investment models and expressed through FX and interest rates

	Jan	Feb	Mar	Apr	May	Jun	Jul	Aug	Sep	Oct	Nov	Dec	Y-T-D
2018	1.68%	1.56%	-3.39%	-1.91%	9.56%	1.51%	-0.49%	-4.64%	3.36%	6.89%	1.05%	-2.39	<b>12.54%</b>
2017	-1.66%	0.13%	-0.89%	-0.37%	-0.19%	-1.72%	0.20%	0.03%	-1.03%	-0.82%	-3.34%	-3.87%	<b>-12.80%</b>
2016	-0.48%	-4.08%	0.31%	1.11%	0.47%	-6.70%	-0.46%	-5.93%	-0.50%	4.68%	-4.55%	0.96%	<b>-14.69%</b>
2015	-1.86%	2.22%	0.41%	1.73%	2.47%	-1.00%	3.20%	2.04%	-4.69%	1.55%	1.49%	0.10%	<b>7.63%</b>
2014	-	-	-	-2.67%	1.50%	-0.28%	1.52%	1.86%	3.10%	0.32%	-1.00%	-6.08%	<b>-2.04%</b>

\*The performance figures quoted above represent the performance of the North MaxQ Macro UCITS Fund – USD Institutional Class. The table shows month-on-month performance since its launch on 1st April 2014. Month-on-month performance is measured with respect to the last Wednesday of each calendar month. These performance figures refer to the past and past performance is not a reliable guide to future performance.

### Contact Details

#### Investor Contact

**North Asset Management- Charlotte Hervouet**  
50 Hans Crescent  
London  
T: +44 20 7590 7601  
ch@north-int.com

#### Management Company

**MLC Management Ltd**  
23 St. Stephen’s Green  
Dublin 2, Ireland  
T: +353 1 533 7020  
Investorrelations@mlcapital.com

#### Investment Manager

**North Asset Management LLP**  
50 Hans Crescent  
London  
T: +44 20 7590 7600  
info@northllp.com

### Disclaimer

**Risk Warning:** Past performance is not a reliable indicator of future results, prices of investments and the returns from them may fall as well as rise. Investments in equities are subject to market risk. Changes in exchange rates may have an adverse effect on the value price or income of the product. The North MaxQ Macro UCITS Fund (the “Fund”) may use financial derivative instruments as a part of the investment process. The distribution of this report does not constitute an offer or solicitation. Any investment in the Fund should be based on the full details contained in the Fund’s Supplement Prospectus and Key Investor Information Documents which together with the MontLake UCITS Platform ICAV Prospectus may be downloaded from the MontLake website (www.montlakeucits.com). Information given in this document has been obtained from, or based upon, sources believed by us to be reliable and accurate although neither ML Capital nor North Asset Management LLP accepts liability for the accuracy of the contents. North Asset Management LLP is authorised and regulated by U.K. Financial Conduct Authority. ML Capital does not offer investment advice or make recommendations regarding investments. The Manager of the Fund is MLC Management Ltd, a company regulated by the Central Bank of Ireland. The MontLake UCITS Platform ICAV is registered and regulated as an open-ended Irish collective asset-management vehicle with segregated liability between sub-Funds formed in Ireland under the Irish Collective Asset-management Vehicles Act 2015 and authorised by the Central Bank as a UCITS pursuant to the UCITS Regulations. This notice shall not be construed as an offer of sale in the Fund. The state of origin of the Fund is the Republic of Ireland. The Representative in Switzerland is ACOLIN Fund Services AG, Affolternstrasse 56, CH-8050 Zurich, whilst the Paying Agent is NPB Neue Privat Bank AG, Limmatquai 1/am Bellevue, P.O. Box, CH-8024 Zurich. In respect of the units distributed in or from Switzerland, the place of performance and jurisdiction is at the registered office of the Swiss representative. The basic documents of the Fund as well as the annual and, if applicable, semi-annual report may be obtained free of charge at the registered office of the Swiss Representative. Issued and approved by MLC Management Ltd. Authorised and Regulated by the Central Bank of Ireland.